

VERMONT  CASTINGS™

MONTPELIER II WOOD-BURNING INSERT

TRUE CRAFTSMANSHIP

Vermont Castings was founded on the belief that the stately beauty of cast iron could be combined with the simple utility of wood heat, to craft stoves of value and enduring beauty.

Among the vibrant hills and silver waters of the Green Mountain State is one constant: the promise of American craftsmanship. This is where day after day, year after year, the proud people of Vermont Castings craft each stove with hand and heart.

Vermont Castings provides more than heat. It's the warmth that unites. The timeless designs and furniture-quality finish set the scene for intimate memories. No detail is too small, no element insignificant. This is true craftsmanship.

VERMONT  **CASTINGS™**





MONTPELIER II

WOOD-BURNING INSERT

KEY FEATURES



Timeless cast iron styling with a furniture-quality finish



Variable speed fan to better distribute heat throughout your space



Conveniently burn up to 20" logs



Upgrade your look with a cast iron surround

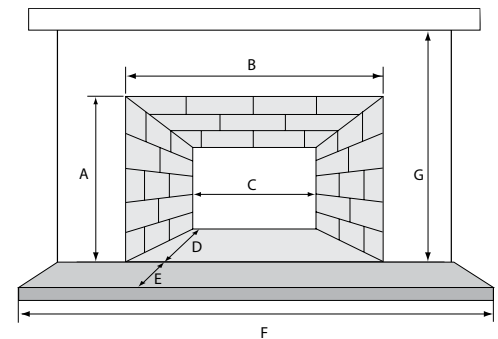
3 EASY STEPS TO UPGRADE YOUR EXISTING WOOD-BURNING FIREPLACE

- 1** Measure Your Existing Fireplace **2** Select a Surround **3** Customize Your Insert
-

STEP 1: Measure Your Existing Fireplace

The height, width and depth of the existing fireplace opening is needed to ensure selection of an appropriately sized insert:

- A. Fireplace front height _____ E. Hearth depth _____
B. Fireplace front width _____ F. Hearth width _____
C. Fireplace back width _____ G. Hearth to mantel height _____
D. Fireplace Depth _____



STEP 2: Select a Surround

Surrounds remove the gap between the fireplace insert and existing fireplace opening. Choose from numerous sizes and styles for a unique look.



CAST IRON
44" x 30-1/4"



STEEL
43" X 31" (Small), 51" X 34" (Large)

STEP 3: Customize Your Insert

Make it your own. Select stunning finish options and accessories.



CLASSIC BLACK



MAJOLICA BROWN

ACCESSORIES

Accessories that fit your home and lifestyle.



EXTENDED TRIM PLATE
for Cast Iron Surround (49"W x 32-1/2"H)



RISER FOR CAST IRON SURROUND
adds 3" to height of surround



PORTABLE SAFETY SCREEN
allows you to have peace of mind



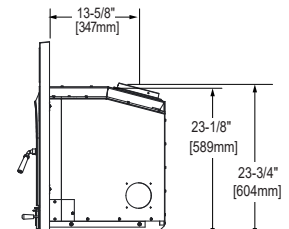
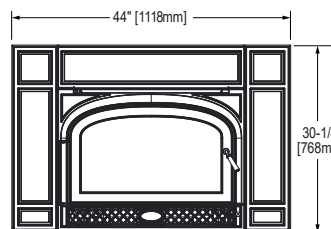
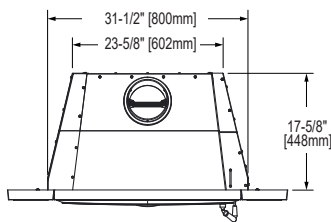
**VERMONT CASTINGS
LEATHER GLOVES**



CAST IRON WOOD BIN

SPECIFICATIONS

Peak BTU/hr Output¹	56,000
Heating Capacity²	1,000 - 2,400 sq ft
Maximum Burn Time	7 hrs
Efficiency³	77% LHV / 71% HHV
Emissions	1.9 g/hr
Firebox Capacity	2.4 cu ft
Recommended Log Length	20"
Actual Weight	400 lbs
Blower System	200 CFM



1: BTU/hr output: 1st hour output uses high burn efficiency number. BTU/hr output will vary depending on the type of fuel used and moisture content of the fuel. 2: See your local Vermont Castings authorized dealer for help in determining the product that best suits your heating needs based on climate and home efficiency. 3: Weighted average LHV (Low Heating Value) efficiency. HHV (High Heat Value) efficiency used to qualify products for Tax Credit beginning in 2021.

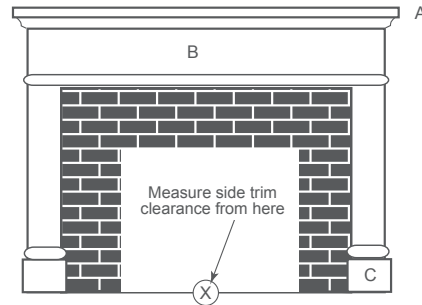
CLEARANCES

Measure the side clearance (C) from the exact center of your fireplace opening on the hearth (X). Measure the top trim (B) and/or mantel clearances (A) from the finished hearth surface. Measure the front clearance (to furnishings, etc.) from the fireplace face.

FLUSH MOUNT	
(A) MANTEL (12") ⁴	47-1/2" (1207 mm)
(B) TOP TRIM (3/4")	34-3/4" (883 mm)
(C) SIDE TRIM ⁵	23-3/4" (616 mm)

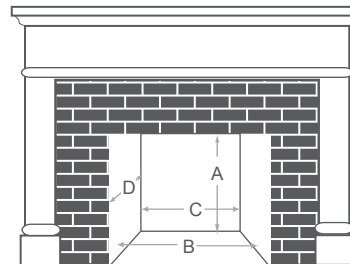
4: Clearance shown is for 12" (305 mm) deep mantel. Clearances may be reduced for shallower mantels; refer to the installation manual for reduced dimensions.

5: For Montpelier II, where side trim extends more than 3" (76mm) from the fireplace facing, the side clearance must be no less than 24-1/4" (616 mm); this is also the required side wall clearance.



MINIMUM FIREPLACE OPENING

	CAST SURROUND	STEEL SURROUND
(A) REAR OPENING HEIGHT	23-3/8" (594 mm)	23-3/8" (594 mm)
(B) FRONT OPENING WIDTH	32" (813 mm)	32" (813 mm)
(C) REAR OPENING WIDTH	24-1/8" (572 mm)	24-1/8" (572 mm)
(D) OPENING DEPTH	17-7/8" (445 mm)	18-1/8" (460 mm)



vermontcastings.com

LIMITED LIFETIME WARRANTY The strongest in the industry, Vermont Castings provides a limited lifetime warranty on the most important aspects: firebox and heat exchanger. For full warranty details go to VermontCastings.com.

IMPORTANT - READ BEFORE YOU INSTALL! - Refer to the Owner/Installation Manual for complete clearance requirements and specifications. The images and descriptions in this brochure are provided to assist you in product selection only. Vermont Castings is a registered trademark of Hearth & Home Technologies. Product specifications and pricing subject to change without notice. Fireplace, stove and insert surfaces get extremely HOT and can cause burns if touched. Keep a safe distance away. To learn more visit www.vermontcastings.com/fireplacesafety. ©2020 Hearth & Home Technologies®, All rights reserved.